

# MIYAGI 3.11 TSUNAMI DISASTER MEMORIAL MUSEUM

Passing down memories  
and lessons learned  
from the earthquake  
disaster

## About the MIYAGI 3.11 TSUNAMI DISASTER MEMORIAL MUSEUM

The Great East Japan Earthquake struck the northeastern part of Japan at 2:46 PM on March 11, 2011 and took many precious lives and inflicted catastrophic damage to our hometown.

We pass down the memories and lessons learned from the Great East Japan Earthquake so that the tragedy and devastation that occurred on that day will never be repeated. We encourage people to continue to walk down the road toward reconstruction and rebirth of the stricken areas in collaboration with the community. We believe that this is our responsibility.

The MIYAGI 3.11 TSUNAMI DISASTER Memorial Museum was established as a place to reaffirm our responsibility and determination to move forward into the future.

We will make every effort to communicate and exchange information with all of Japan, the world, and the next generation in order to ensure preparations for any possible future disaster.



### Building Concept

The museum is a circular building with an indoor diameter of 40 meters with a scattering of slender columns constructed and arranged to support the roof. It is designed so that when pine trees planted around the building grow, a continuous inside-outside space will be realized.

Transparent glass walls allow for panoramic view, including Mt. Hiyori, Zenkaida-Inari Shrine, Kadonowaki Elementary School Ruins, Memorial Circle and the swirling smoke from Nippon Paper Industries' plant chimneys.

The height of the roof on the north side of the building is 6.9 meters tall, which was the height of the tsunami at its peak when it struck this area.



### Overview of Exhibition

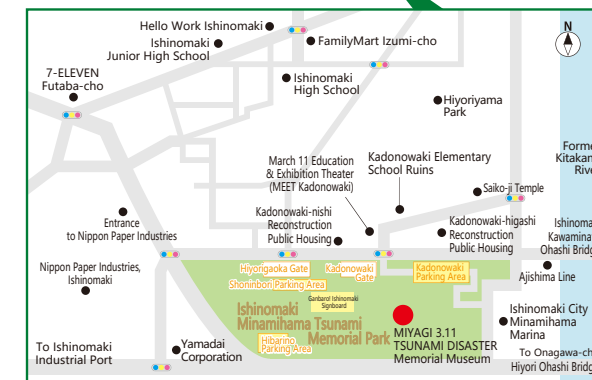
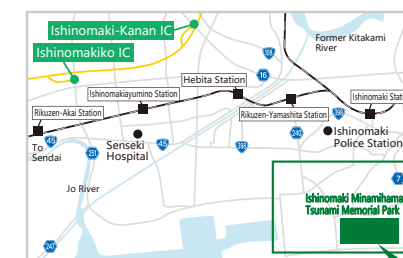
The purpose of the exhibition is to pass down our memories and lessons learned from the Great East Japan Earthquake so that the tragedy and devastation that occurred on that day will never be repeated and to serve as a gateway to earthquake disaster memorial facilities throughout Miyagi Prefecture.

Based on the concept of "a place to pass down our memories to the future in order to protect precious lives," we also provide information on the earthquake disaster and lessons for protecting precious lives from tsunami using panels and videos, including videos that make it clear that running away is the only way to save your life from a tsunami through actual tsunami footage and messages from disaster victims as well as an introduction to earthquake disaster memorial facilities and disaster storyteller groups in Miyagi Prefecture and efforts involved in regional reconstruction in the wake of the earthquake disaster.

(Video appearances : 90 people from 79 groups)

### Access

(Address) 2-1-56 Minamihama-cho, Ishinomaki City, Miyagi



#### ○By car

From Sendai: About a 70-minute drive via Sanriku Jukan Expressway

Nearest IC: About a 15-minute drive from "Ishinomakiko IC" or "Ishinomaki-Kanan IC"

Parking area (free of charge): Kadonowaki Parking Area  
Standard-sized : 229 vehicles, large-sized : 9 vehicles,  
priority parking area for disabled persons, etc. : 5 vehicles  
\* Large-sized vehicles can only enter via Kadonowaki Gate

#### ○By bus

Get on a bus on the Yamashita Kadonowaki Line at Bus Stop 2 in front of Ishinomaki Station and get off at the Kadonowaki 4-chome stop  
Time required: About 12 minutes

#### ○By taxi

About a 10-minute drive from Ishinomaki Station

#### ○By bicycle (bicycle rental)

About a 15-minute riding from Ishinomaki Station

\* Time required is an estimate.

When using public transportation, please check the latest timetable, etc.

### Information

( Open ) 9 : 00 AM to 5 : 00 PM (Last admission 4 : 30 PM)

( Closed ) Mondays (When Monday falls on a national holiday, the following day)  
Year-end and New Year holidays (Dec. 29 to Jan. 4)  
\* The museum is open on the 11<sup>th</sup> of each month regardless of the day of the week or national holidays.

(Admission fee) Free of charge

( Tel ) About exhibition tours/group reservations : 0225-98-8081  
About use of the park : 0225-98-7401

( Fax ) 0225-98-8082

( Website ) <https://www.pref.miyagi.jp/soshiki/densho/miyagi-denshokan.html>



Website

Twitter

## ★ Concept Panel

Clothing worn by a victim at the time of the disaster as well as photographs of the Minamihama Area, Ishinomaki City taken by him at that time are displayed in a panel. He was engulfed by the tsunami brought on by the Great East Japan Earthquake, and barely survived.



## ① Collection of Memories

This is a theater where videos of past days revive memories.

Remember the lost town and remember the magnitude of the damage caused by the disaster.



## ② Great East Japan Earthquake

Learn about the devastating damage caused by one of the largest earthquakes and tsunamis in recorded history and a complete overview of the disaster.



## ③ “So We Never Repeat the Same Tragedy”

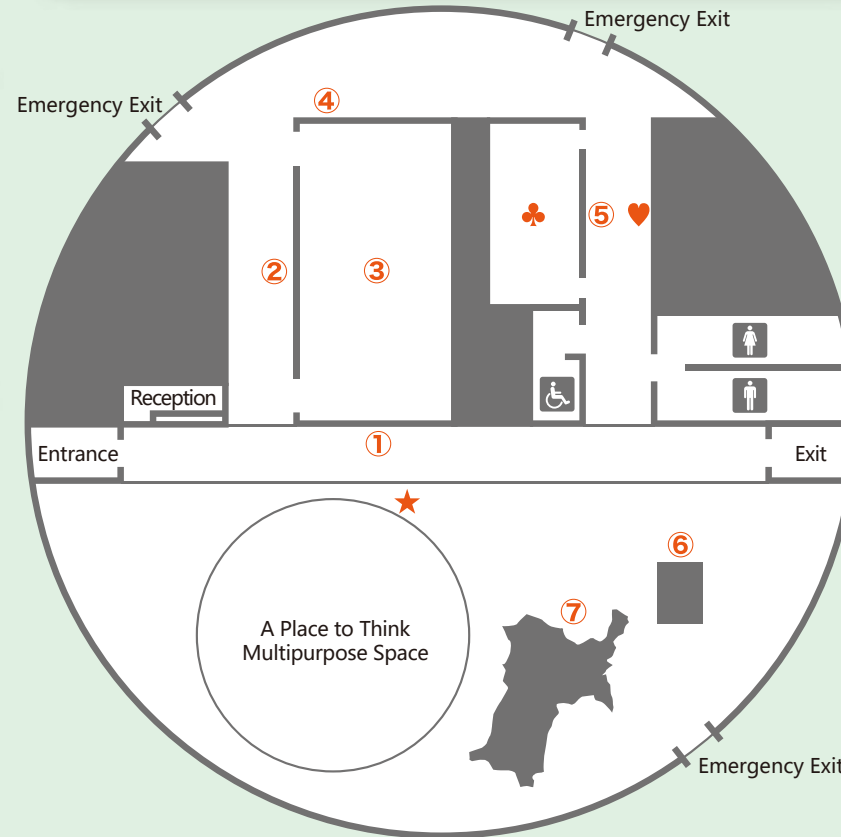
This documentary video makes a strong appeal that escaping is the highest priority in protecting yourself from tsunamis.

\* Scenes of the tsunami, etc., are displayed on the screen.



## ④ Tsunami : Lessons for the Future

To enhance awareness of protecting yourself from tsunamis and to strongly encourage you to prepare yourself for any possible future crisis, we offer an opportunity for you to learn about disaster prevention in a space overlooking Mt. Hiyori.



## ⑤ Our Road to Recovery

An introduction to various initiatives, facilities and groups created after the Great East Japan Earthquake to revitalize and encourage our town and community to move forward.



## ⑥ “Kataribe”: Testimonies of Survivors

An introduction to activities of storyteller groups across Miyagi Prefecture and an opportunity to visit disaster sites, such as earthquake remains and memorial facilities.



## ⑦ Our Memories

An opportunity to think about the earthquake disaster from various perspectives through video messages from disaster victims reflecting on the disaster from that time to the present day.



## ♣ Records of Emergency Response on the Great East Japan Earthquake

Records of emergency response on and after the occurrence of the disaster and display of disaster-devastated objects will remind you of the threat tsunamis pose and provide an opportunity to think about preparations for frequent natural disasters. [Produced by Tohoku Regional Development Bureau, MLIT]



## ♥ 3.11 Densho Road

An introduction to earthquake disaster memorial facilities where you can learn about facts and lessons from the Great East Japan Earthquake.

[Produced by Tohoku Regional Development Bureau, MLIT]



### Approximate time required for museum tour :

About 60 to 90 minutes (Only about 30 minutes for panel exhibition.)

### Important Notes :

- Do not touch the articles on display, except for the touch monitor.
- Taking photographs and videos is prohibited at the “So We Never Repeat the Same Tragedy” exhibit. For other exhibits, photographs and videos of articles on display (excl. commercial use) are permitted. You may also post your photographs and videos on social media.
- Please refrain from eating and drinking in the museum. Designated areas for drinking water are posted.

### Other

Guides (wearing a name tag) in the museum will help you when needed. Please feel free to ask them for an explanation on any display items, how to operate a device, etc.